

# STÅL TIMBER, LLC

# DINING ROOM TABLE

BUYER'S GUIDE



Design + Build



## **DESIGN + BUILD COMPANY**

Serving designers, architects, and builders since 2012,  
Stål Timber specializes in blending metal fabrication and woodworking to create beautiful  
furniture and fixtures that will last a lifetime.

Elevate your client's dining experience by exploring  
the latest dining room table offerings from Stål Timber Signature  
line, or create your own by choosing from one of our table bases  
and tabletops for a more unique, customized look.

**For the best experience, contact us**

[www.staltimber.com](http://www.staltimber.com)  
[Josh@staltimber.com](mailto:Josh@staltimber.com)  
[Sinikka@staltimber.com](mailto:Sinikka@staltimber.com)

# WOOD SPECIES WITH COLOR OPTIONS

---

The simple act of changing the wood species and/or the stain color can dramatically change the style of any Stål Timber signature table. With this in mind we offer five wood species and a variety of colors for each wood that bring out the very best in both the wood and stain.


\*Actual product colors may vary, due to the nature of working with organic materials.

---


## African Mahogany



Natural



Classic Dark



Ebony

---

## Ash



Natural



White



Gray



Ebonized

---

## Maple




Natural




White

---


## Walnut



Natural



Classic Dark




Spanish

---


## White Oak



Natural



Whitewash



Greywash

# CERUSE FINISHES

---

If you are looking for a way to add a contemporary flair, take your color selection to the next level with our Ceruse finishes. The key to this look is to apply it to wood with distinct grain patterns that will showcase the texture with elevated color contrast that is dramatic and eye catching.

\*We recommend that this finish be used only with Ash wood species in order to achieve the desired outcome of working with Ceruse technique.

---

## WOOD SHEEN OPTIONS


- Flat - Satin - Matte



**Whitewash**




**Urban Platinum**



**Dusk**



**Coastal**



**Fog**



**Midnight**

# HARDWAX OIL COLOR SELECTION

ProCoat® UnoCoat® is the first breed of Hardwax Uroil™ that colors and protects the wood in a single coat.

UnoCoat® will exhibit optimal performance traits such as ultimate durability, superior water resistance, and faster curing.



# METAL SELECTION WITH TEXTURE OPTIONS

---

Just as the wood stain can dramatically change the look of your Stal Timber Signature table, the same is true when it comes to your metal choice. From fine finish, to rough mill scale, your selection will determine the outcome that is sure to please you and your client.

---

## Steel



Brushed



Sanded



Polished




Mill Scale

---


## Brass



Brushed



Sanded



Polished

---


## Stainless Steel



Brushed



Sanded



Polished

# METAL COLORS

---

While our Steel color options can be varied and wide, we only offer our Brass and Stainless in one color. After all, if you are choosing Brass or Stainless, you are choosing it for the beautiful look it already provides.

---

## METAL SHEEN OPTIONS

- Satin - Matte

**Steel**



Bright



Mill Scale  
Gray




Light Sepia  
Tone




Dark Sepia  
Tone




Brass Tone



Gun Metal  
Gray



Blackened



**Brass**

(No Color Options)

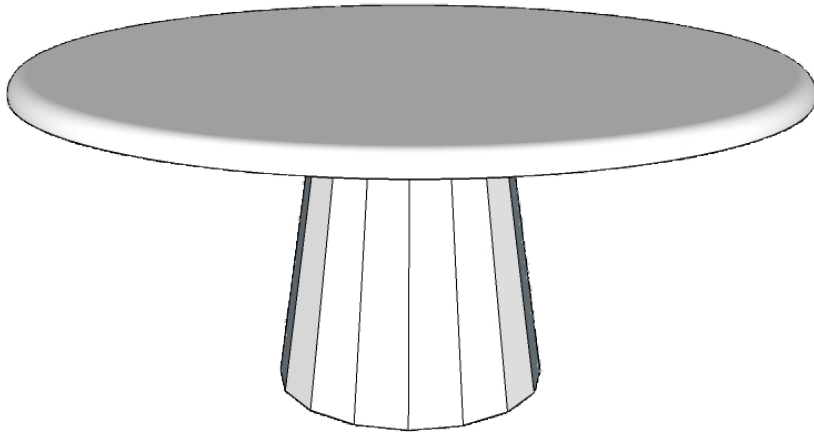


**Stainless Steel**

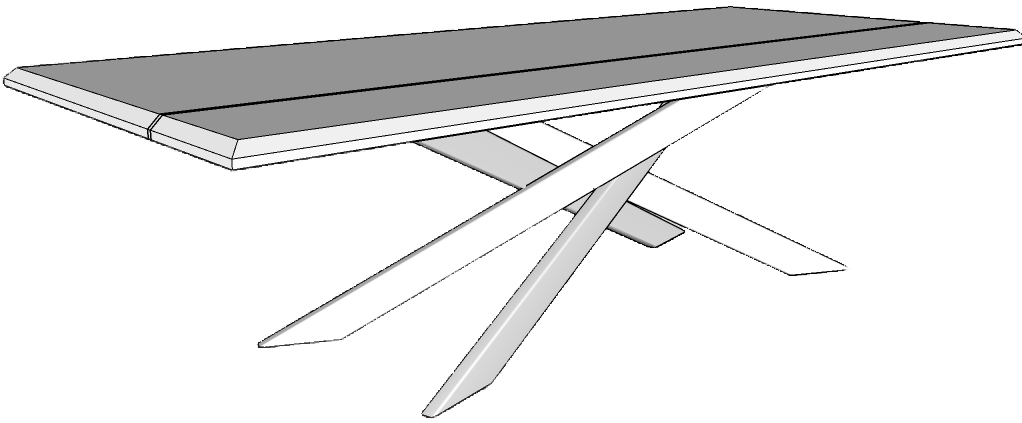
(No Color Options)

# SIGNATURE DINING TABLES

---



**COOPER TABLE**



**TORUNN TABLE**



**STAL STRATUS TABLE**

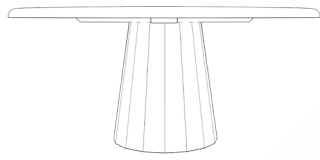


# SEATING GUIDE FOR INDOOR DINING

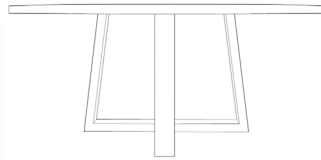
When determining what size of dining table to select, there are many factors to consider: size of the room, amount of entertaining you plan to do, how many seats you will need, and so on. Please take a look at our guide below to help make this process as easy as possible.

## ROUND TABLE SEATING

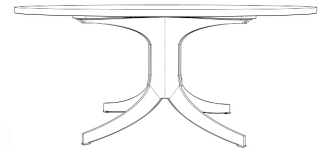
### Table Styles



Pedestal



Plank



4 Legs


### Suggested Seating



4 - 6 seats



6 - 8 seats



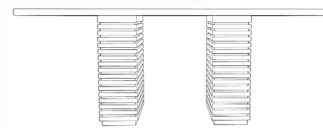
8 - 10 seats

## RECTANGULAR TABLE SEATING

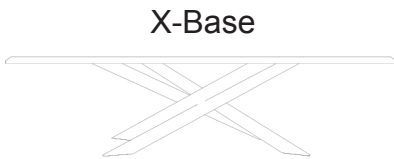
### Tables Styles



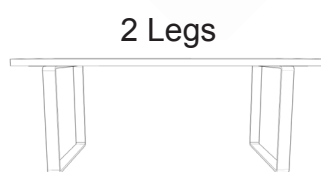
Trestle



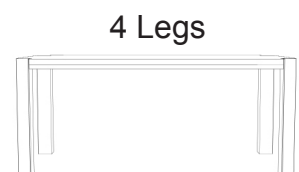
Double Pedestal



X-Base



2 Legs



4 Legs

### Suggested Seating



4 - 6 seats



6 - 8 seats



8 - 10 seats



8 - 10 seats



10 - 12 seats



12 - 14 seats




# COOPER DINING TABLE

---

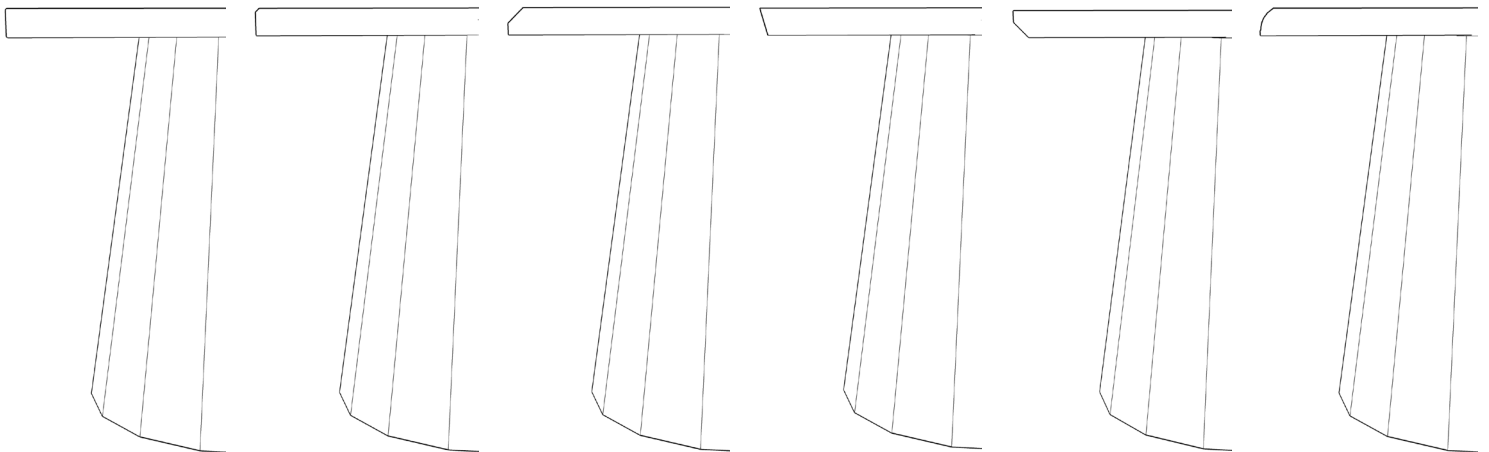
You'll instantly recognize the heirloom quality that is the hallmark of a bespoke, handmade Stål Timber product. The details tell the story as the base is made of hand fitted wood that can either show the character of the cooper barrel or be smoothed over to create a more modern sleek design.

---



---

## TABLE EDGE OPTIONS



Straight Eased  
Edge

Chamfered  
Edge

Top Bevel  
Edge

Knife  
Edge

Bottom Bevel  
Edge

Live  
Edge




# TORUNN DINING TABLE

---

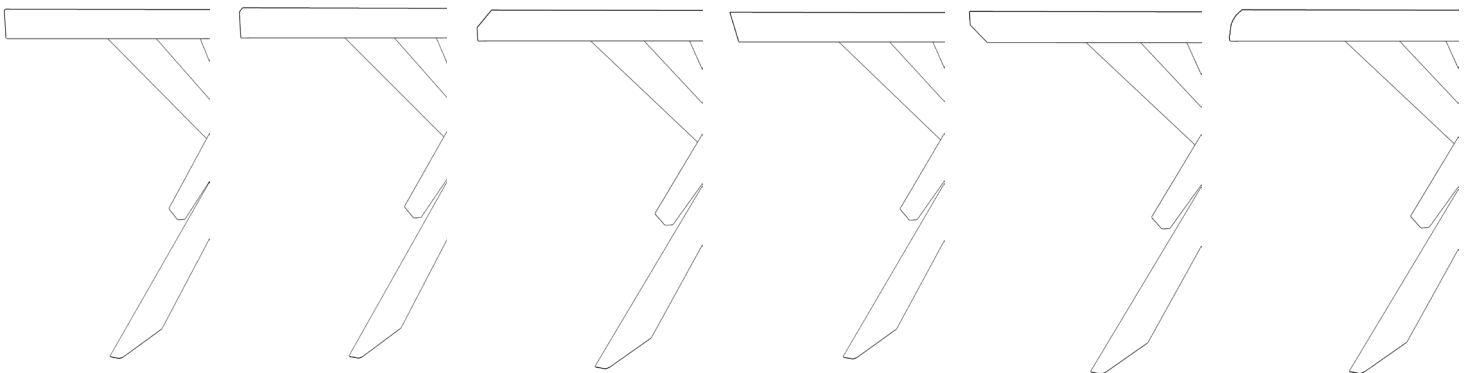
Contemporary and space conscious dining option. It has an elegant, modern design, featuring an elevated level of Bling with the brass inlay stripe through the top. This dining table is unique and tasteful with sturdy, sleek steel legs and crossed design.

---



---

## TABLE EDGE OPTIONS



Straight Eased  
Edge

Chamfered  
Edge

Top Bevel  
Edge

Knife  
Edge

Bottom Bevel  
Edge

Live  
Edge




# STAL STRATUS DINING TABLE

---

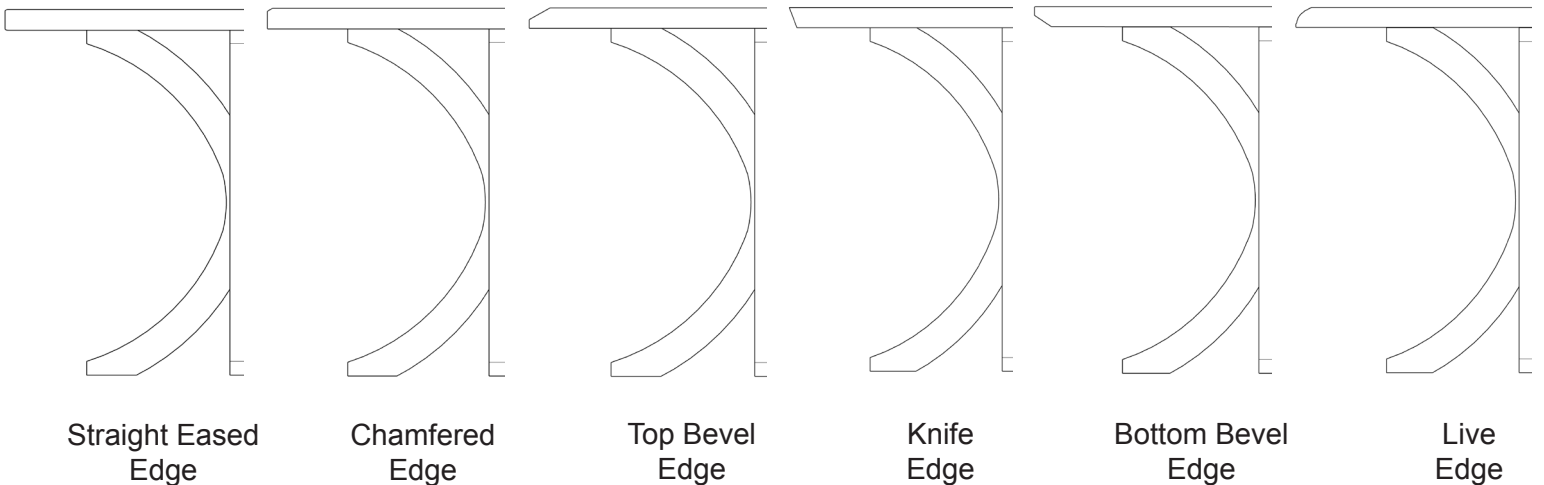
Traditional meets modern. This sleek design blends effortlessly into a myriad of design schemes while still commanding attention. The base combines our two favorite materials, as the steel wrapped in wood brings added detail and a hint of sophistication that makes you look twice.

---



---

## TABLE EDGE OPTIONS



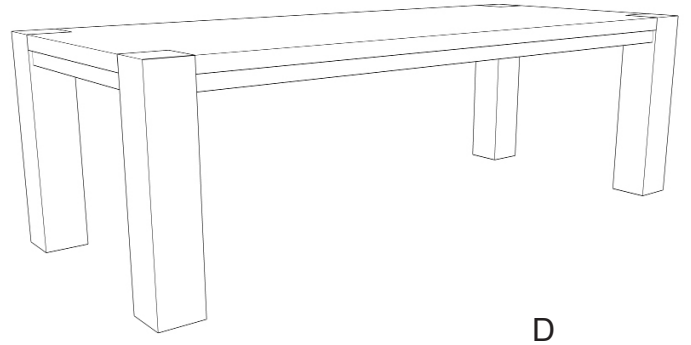



# LOFT DISTRICT

---


Bring some sturdiness to the table, so to speak. With slightly thicker profiles these beefed up bases will never disappoint.

---


- A. Trapezoidal Pedestal Narrow Bottom (Round) (2x4" or 1.5x4" Steel)
- B. Trapezoidal Pedestal Wide Bottom (Round) (2x4" or 1.5x4" Steel)
- C. Negative Parsons (Rectangle) (4" Angle)
- D. Solid Leg Negative Parsons (Rectangle) (4" Tube)
- E. 4 Leg Square Pedestal Vertical (Round) (2x4" or 1.5x4" Steel)
- F. 4 Leg Square Pedestal Horizontal (Round) (2x4" or 1.5x4" Steel)
- G. Two Leg Set Trapezoid Narrow Bottom (Rectangle) (2x4" or 1.5x4" Steel)
- H. Two Leg Set Trapezoid Wide Bottom (Rectangle) (2x4" or 1.5x4" Steel)
- I. Two Leg Set Square Horizontal (Rectangle) (2x4" or 1.5x4" Steel)
- J. Two Leg Set Square Vertical (Rectangle) (2x4" or 1.5x4" Steel)



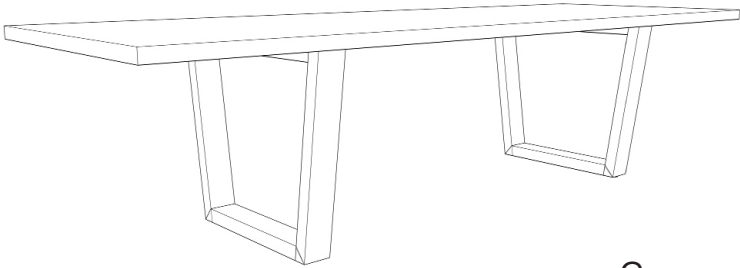





E



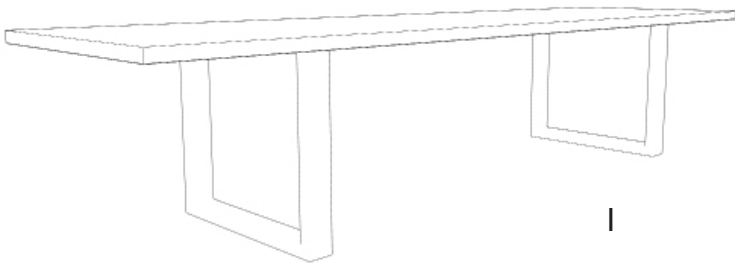
F




G



H



I



J


# MID TOWN

---


Traditional with some flair. When you want to keep your design simple and functional while knowing that added color or an unexpected angle will still impress.

---


- A. Trapezoidal Pedestal Narrow Bottom (Round) (1x3" Steel)
- B. Trapezoidal Pedestal Wide Bottom (Round) (1x3" Steel)
- C. 4 Leg Square Pedestal Vertical (Round) (1x3" Steel)
- D. 4 Leg Square Pedestal Horizontal (Round) (1x3" Steel)
- E. Two Leg Set Trapezoid Narrow Bottom (Rectangle) (1x3" Steel)
- F. Two Leg Set Trapezoid Wide Bottom (Rectangle) (1x3" Steel)
- G. Two Leg Set Square Horizontal (Rectangle) (1x3" Steel)
- H. Two Leg Set Square Vertical (Rectangle) (1x3" Steel)




A



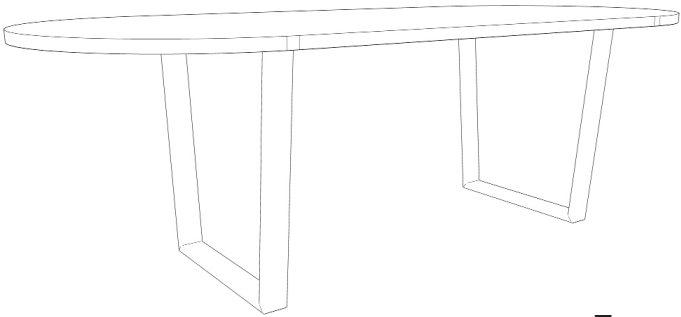
B




C




D




E



F



G



H



# UPTOWN


---

Sleek, stylish, and full of class. These bases with a slimmer profile will impress without overpowering your beautiful table top.


---

- A. Bent Loop Legs Square (Rectangle Top) (4" or 3" x 1/2" Flat Bar)
- B. Trapazoidal Narrow Base 2 Leg Set (Rectangle Top) (4" or 3" x 1/2" Flat Bar)
- C. Trapazoidal Wide Base 2 Leg Set (Rectangle Top) (4" or 3" x 1/2" Flat Bar)
- D. Floating Strap Base (Rectangle Top) (3" x 1/2" Flat)
- E. Double Curve (Round Top)






C



D



E

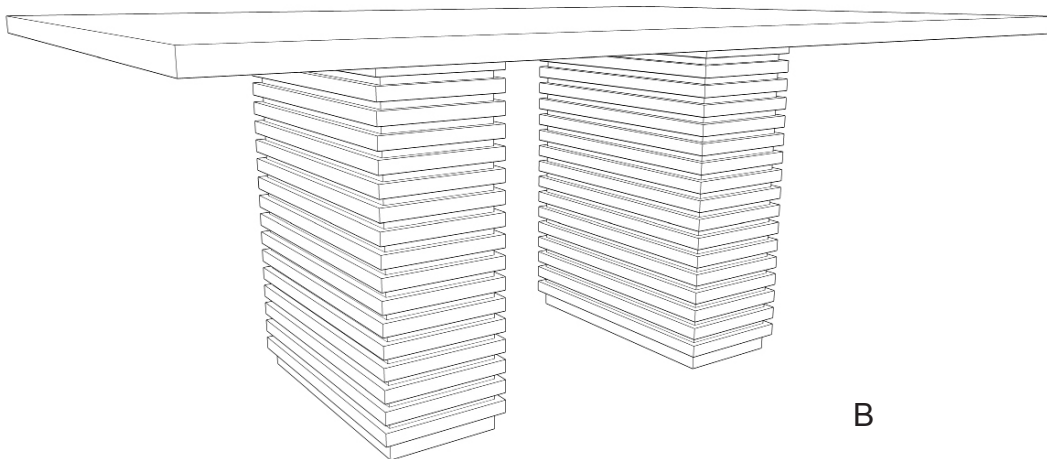
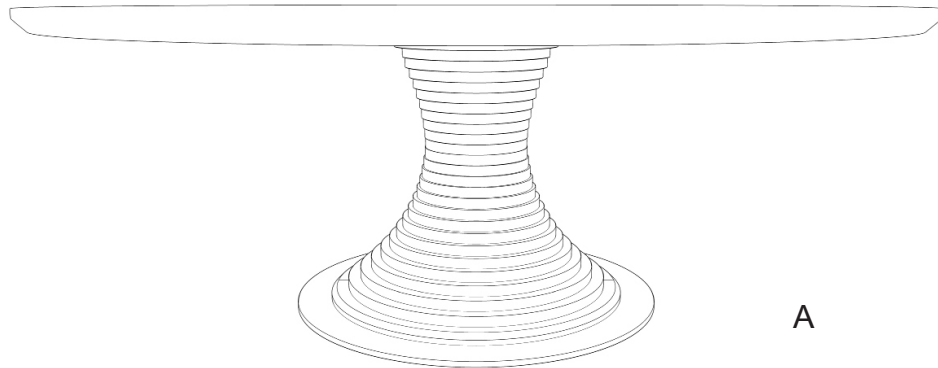
# DESIGNER BASES


---

Looking for something that will stand out a little more with a truly unique personality all its own? When you need the base to stand out just as much as the table top, we have some extraordinary options.

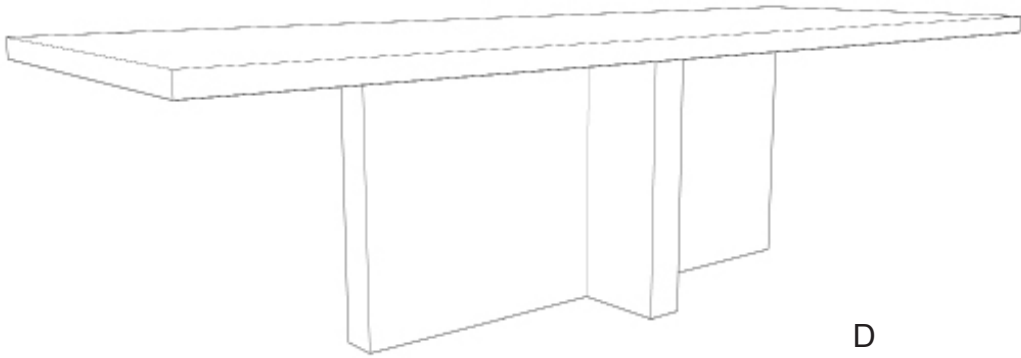
---

- A. Stack Table Pedestal (Steel & Wood Stack Pedestal)
- B. Double Column
- C. Triple Rectangle Base (Rectangle) (Wood and/or Steel)
- D. Cross Solid Base (Rectangle)
- E. Dixon Base - Trapezoidal Wide Base (Round) (Wood) (2x6, 2x8)
- F. Bailey Table Base (Round)

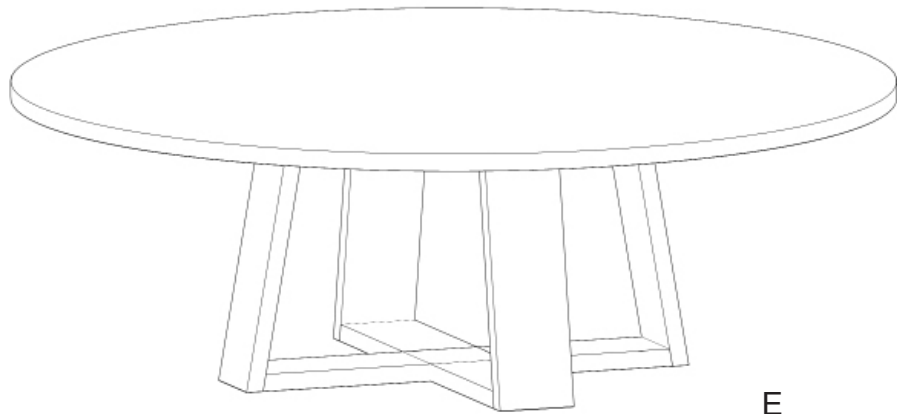




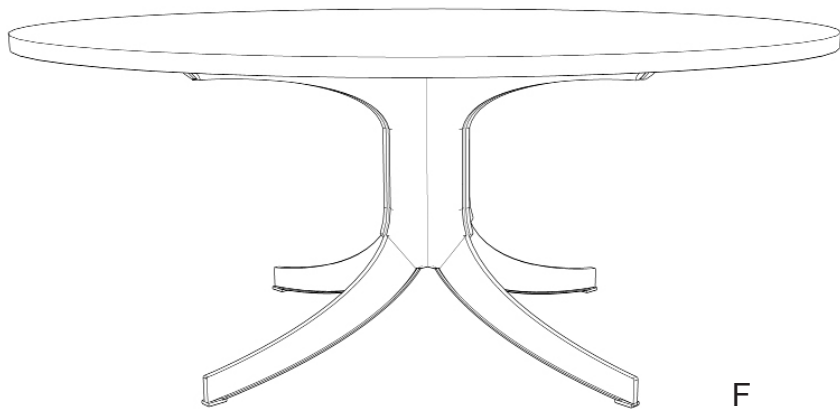
C



D



E



F



## **DESIGN + BUILD COMPANY**

Serving designers, architects, and builders since 2012

### **Contact us**

[www.staltimber.com](http://www.staltimber.com)  
[Josh@staltimber.com](mailto:Josh@staltimber.com)  
[Sinikka@staltimber.com](mailto:Sinikka@staltimber.com)